



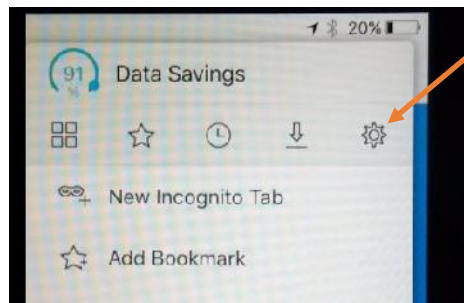
## Using the Puffin Browser with iPads

Steps to enable video tracking when using the Puffin browser with iPads.

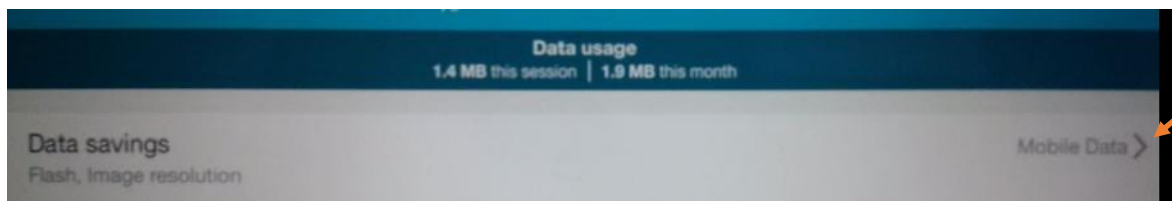
1. Open the Puffin browser and select the main menu ... 3 parallel lines in the top right



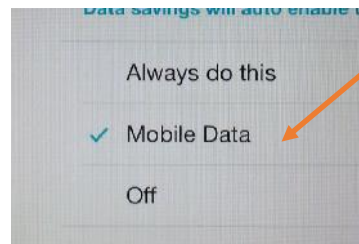
2. Select the gears symbol ... it's the Settings



3. For Data Savings select Mobile data



4. Select Mobile Data



If you are watching a video and want to check your progress ... select View Progress Report. Your video will stop and a progress report will appear in a separate page. When this page is closed, the video will continue.